

Obbi, Luxo

External automations
for swing gates

ENG



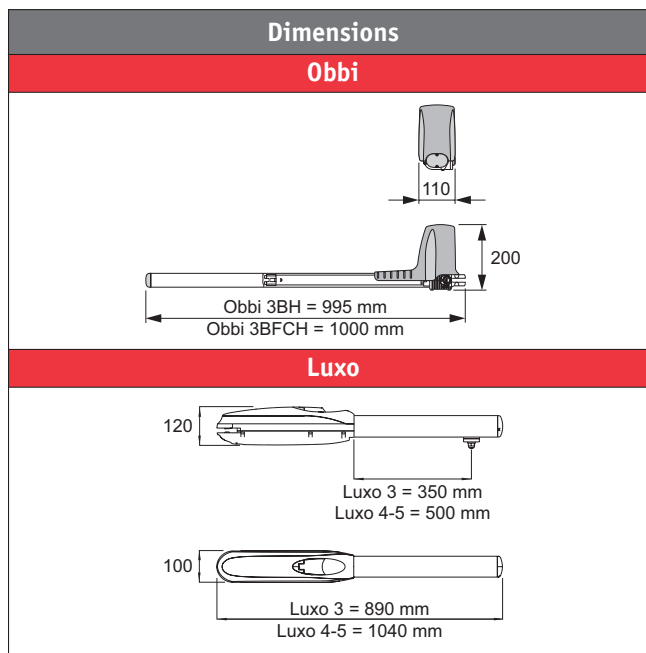
Advanced entrance technology

External automations

Great care is required at the design stage of automations used on swing gates, as the gates are exposed to bad weather and are often very frequently used.

In order to offer the best possible solution, when designing the automation system, it is crucial to know exactly how the gate will be used.

DITEC offers a full range of products designed to allow easy installation on gates of any size and to cater for any type of duty.



Product range

Medium duty

Obbi 3BH - Obbi 3BFCH

Heavy duty

Luxo 3B - Luxo 3BH
Luxo 4BH - Luxo 5B - Luxo 5BH - Luxo 5VBH

Distinctive features of models offered

Description:	OBBI 3BH	OBBI 3BFCH	LUXO 3B	LUXO 3BH	LUXO 4BH	LUXO 5B	LUXO 5BH-5VBH
Electromechanical actuator	irreversible for up to 3 m wide wing	irreversible for up to 3 m wide wing	irreversible and reversible for up to 3.5 m wide wing	irreversible for up to 3.5 m wide wing	irreversible for up to 4 m wide wing	irreversible and reversible for up to 5 m wide wing	irreversible for up to 5 m wide wing
Travel control system		magnetic mechanical stop	lever-operated mechanical stop (optional)	lever-operated mechanical stop (optional)	lever-operated mechanical stop (optional)	lever-operated mechanical stop (optional)	lever-operated mechanical stop (optional for 5BH)
Maximum capacity	250 kg x 1.5 m 150 kg x 3 m	250 kg x 1.5 m 150 kg x 3 m	350 kg x 2.5 m 250 kg x 3.5 m	300 kg x 2.5 m 200 kg x 3.5 m	350 kg x 2.5 m 200 kg x 4 m	500 kg x 3 m 250 kg x 5 m	500 kg x 3 m 250 kg x 5 m
Duty class	3 - medium	3 - medium	4 - heavy	4 - heavy	4 - heavy	4 - heavy	4 - heavy
Intermittent operation	S2 = 30 min S3 = 50%	S2 = 30 min S3 = 50%	S2 = 20 min S3 = 50%	S2 = 20 min S3 = 50%	S2 = 20 min S3 = 50%	S2 = 20 min S3 = 50%	S2 = 20 min S3 = 50%
Power supply	24 V=	24 V=	230 V~ / 50 Hz	24 V=	24 V=	230 V~ / 50 Hz	24 V=
Insulation class	class 3	class 3	class 1	class 3	class 3	class 1	class 3
Input	3 A	3 A	1.1 A	4 A	4 A	1.1 A	12 A
Thrust	1500 N	1500 N	3000 N	2000 N	2000 N	3000 N	3000 N
Opening time	25 s/90°	25 s/90°	22 s/90°	22 s/90° (E2HLX) 20-30 s/90° (VIVA H)	22 s/90°	32 s/90°	20-30 s/90°
Max travel	350 mm	350 mm	350 mm	350 mm	500 mm	500 mm	500 mm
Actuator maximum opening	110°	110°	110°	110°	120°	120°	120°
Release system for manual opening	key-operated	key-operated	key-operated	key-operated	key-operated	key-operated	key-operated
Operating temperature	-20°C / +55°C (-35°C / +55°C with NIO enabled)	-20°C / +55°C (-35°C / +55°C with NIO enabled)	-20°C / +55°C (-35°C / +55°C with NIO enabled)	-20°C / +55°C (-35°C / +55°C with NIO enabled)	-20°C / +55°C (-35°C / +55°C with NIO enabled)	-20°C / +55°C (-35°C / +55°C with NIO enabled)	-20°C / +55°C (-35°C / +55°C with NIO enabled)
Protection rating	IP 54	IP 54	IP 24D	IP 24D	IP 24D	IP 24D	IP 24D
Product dimensions (mm)	110x200x995	110x200x1000	100x120x890	100x120x890	100x120x1040	100x120x1040	100x120x1040
Control panel	E2HOB VIVA H	E2HOB VIVA H	E2 LOGIC M	E2HLX VIVA H	E2HLX VIVA H	E2 LOGIC M	VIVA H

Obbi

▶ Elegant design and versatile applications


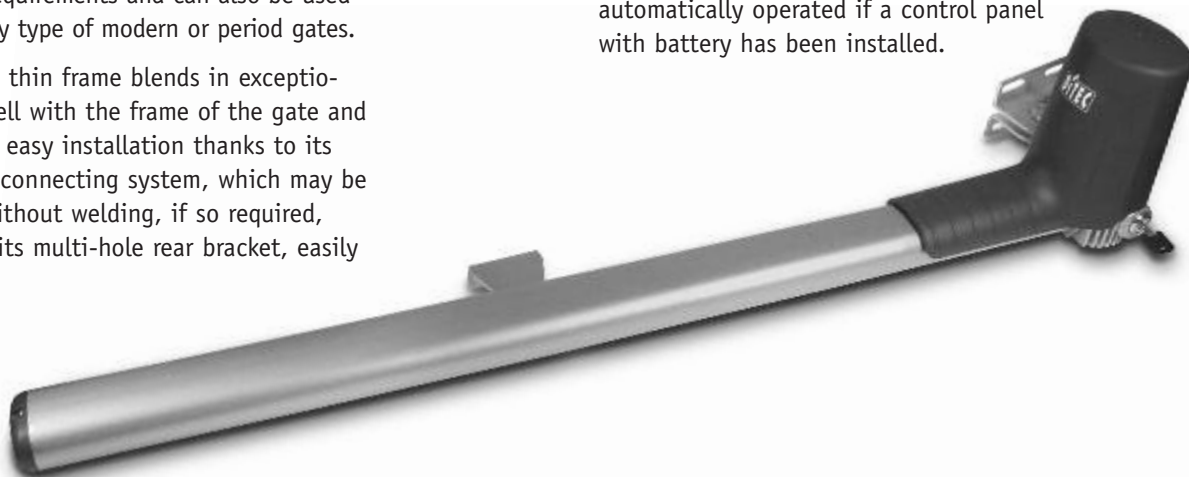
Gates for residential application often require an automation able to ensure long lasting, highly reliable gate operation, as well as to perfectly blend in with the look of the gate.

Obbi's smart yet simple design fully meets these requirements and can also be used with any type of modern or period gates.

Its very thin frame blends in exceptionally well with the frame of the gate and ensures easy installation thanks to its special connecting system, which may be fixed without welding, if so required, and to its multi-hole rear bracket, easily

adjustable to be located in the most suitable operating position by simply changing the through hole combination.

In the event of a power failure, the automation can be manually operated by using the key operated release system or automatically operated if a control panel with battery has been installed.



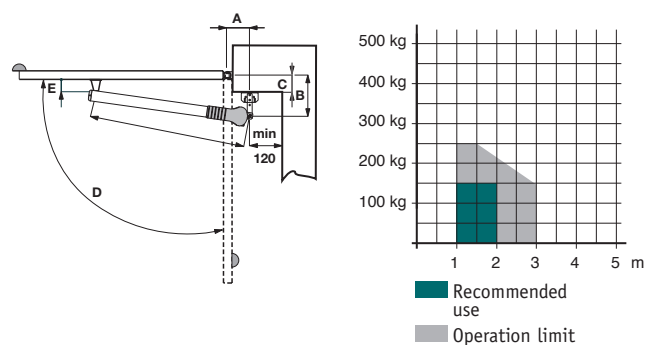
▶ Distinctive features

- ▶ High safety level ensured by the 24 V DC power supply
- ▶ Smart yet simple design
- ▶ Anodised aluminium shaft cover
- ▶ Suitable for any modern or period gate frame
- ▶ Can be used to operate gates with small pillars
- ▶ Easily accessible key-operated release system
- ▶ When VIVA H control panel is used, the following facilities are available: part opening, speed adjustment, soft start and soft stop

Special accessories

- ▶ Back-up battery pack to be used in the event of a power failure

OBBI operation diagram and chart



A	B	C max (90°)	D max	E	L
150	150	85	100°	75	910
120	160	95	100°	75	910
120	180	115	110°	75	910
160	120	55	110°	75	910

Luxo

▶ The privilege of beauty. Sturdy, durable and heavy duty

Smart and refined, Luxo was designed to be admired and desired.

Its modern and futurist look features soft and smooth lines and makes it suitable for any type of gate frame.

The automation has been designed to comply with the sturdiest and most reliable DITEC systems.

Being made of aluminium, it looks light and clean; this will ensure its long life,

withstanding harsh weather, and is further enhanced by an additional polyester coating.

Every detail and shape has been carefully and passionately designed.



▶ Power failure? No problem!

Thanks to its manual release system, located under its smart and easily accessible plastic cover, all emergencies caused by power failure can be easily overcome.

▶ Easy installation

Under the upper casing all electric connections are neatly gathered to make both installation and maintenance easy and quick.

- ▶ Irreversible or reversible, customer specified
- ▶ Version with dustproof brushes and limit switch as standard
- ▶ Version with 24 V motor, partly open, speed adjustment, soft start and soft stop


▶ Total life time reliability

System and power connection cables are located in a specially designed raceway to avoid scratching, torsion and wear during operation, thus preventing any possible damage.

Brackets are made of galvanized steel while rotation bushes are made of hardened steel to ease the movement of the automation and to avoid wear and tear.

Special accessories

- ▶ Limit switch unit
- ▶ Electrically operated locks
- ▶ Back-up battery pack to be used in the event of a power failure



LUXO

External automations for swing gates



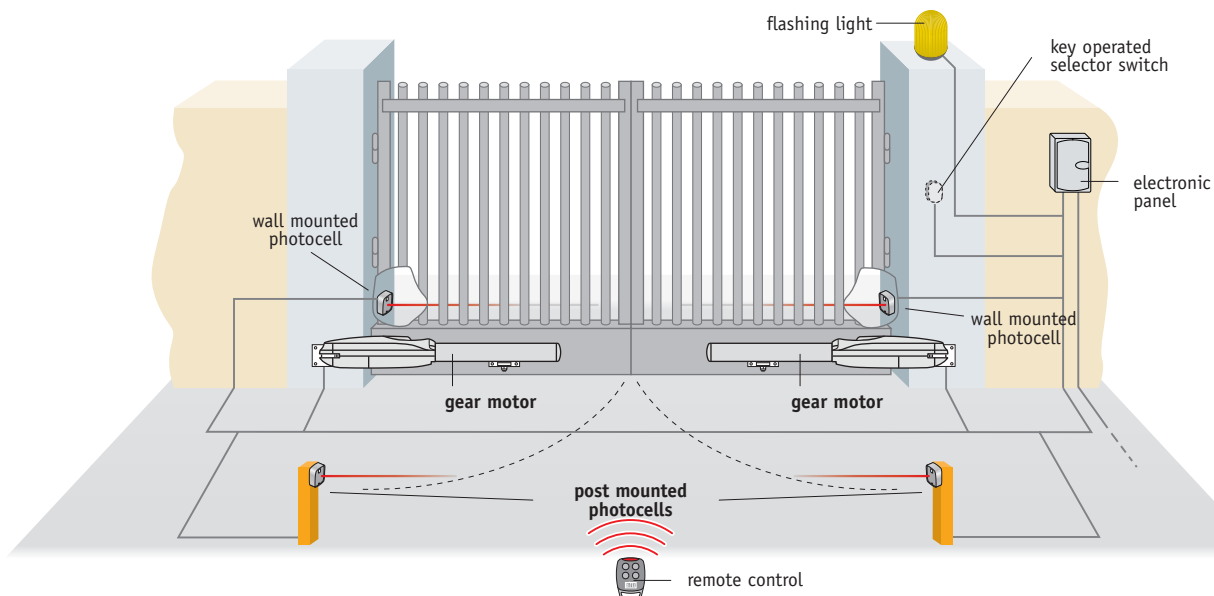
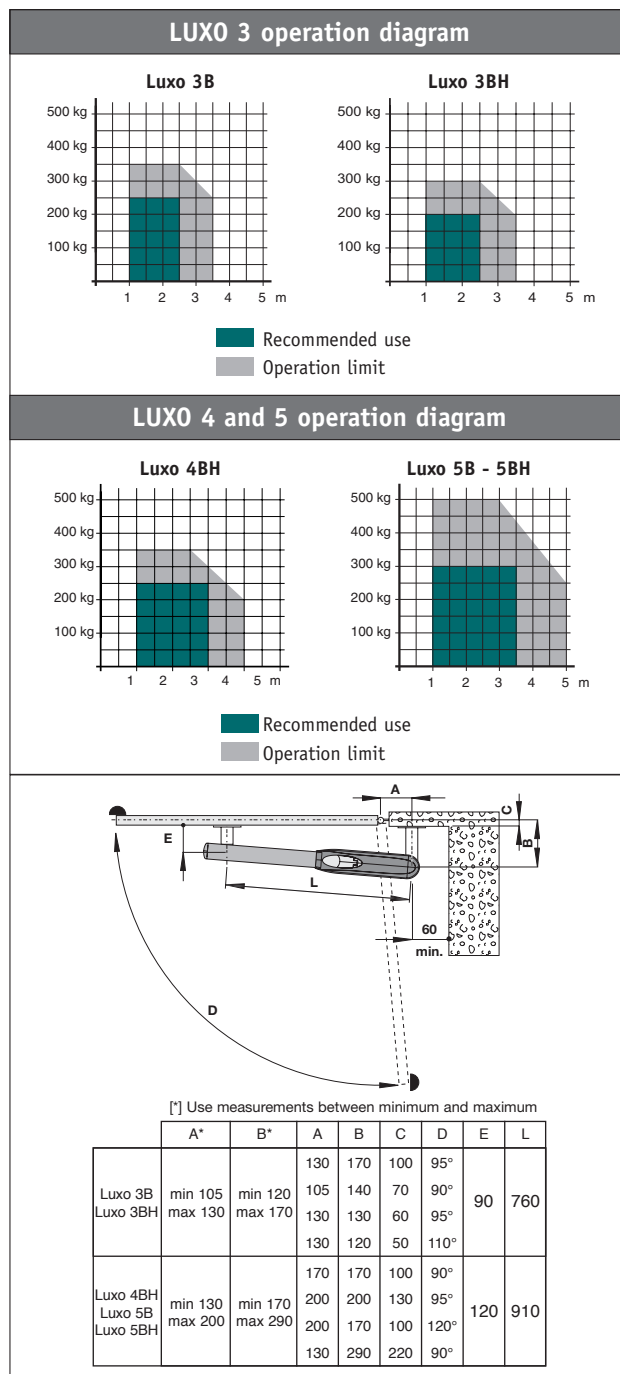
Smartly designed, details included

All fixing screws are made of stainless steel to be weatherproof and to preserve the beauty of the whole automation system over time. However, they are intentionally and cleverly hidden by the designer's attention to detail.


Sturdy, durable and reliable, it works quietly to be admired and desired.



Find out more about its special features and functions in the technical specifications table.



Obbi, Luxo



Obbi, Luxo

External automations for swing gates



Main system and control panel functions

	OBBI 3BH - 3BFCH	LUXO 3BH - 4BH	LUXO 3B - 5B	LUXO 3B - 5B	OBBI 3BH - 3BFCH LUXO 3BH - 4BH LUXO 5BH - 5VBH
Description:	E2HOB	E2HLX	E2	LOGIC M	VIVA H
Control panel	for 1 or 2 24 V= motors with built-in radio	for 1 or 2 24 V= motors with built-in radio	for 1 or 2 230 V~ motors with built-in radio	for 1 or 2 230 V~ motors	for 1 or 2 24 V= motors
Mains power supply	230 V~ / 50-60 Hz	230 V~ / 50-60 Hz	230 V~ / 50 Hz	230 V~ / 50 Hz	230 V~ / 50-60 Hz
Batteries (ensure gate operation in the event of power cuts)	 (optional)	 (optional)			 (optional)
Energy saving 	reduced consumption when in use	reduced consumption when in use	reduced consumption when in stand-by		reduced consumption when in use
Number of motors	1 or 2	1 or 2	1 or 2	1 or 2	1 or 2
Motor power supply	24 V= / 2 x 4.5 A	24 V= / 2 x 4.5 A	230 V~ / 1 x 5 A 230 V~ / 2 x 2.5 A	230 V~ / 1 x 5 A 230 V~ / 2 x 2.5 A	24 V= / 2 x 12 A
Accessories power supply	24 V= / 0.5 A	24 V= / 0.5 A	24 V= / 0.5 A	24 V= / 0.5 A	24 V= / 0.5 A
Electrically operated lock	24 V= / 1.2 A	24 V= / 1.2 A	12 V= / 15 W	24 V= / 1.2 A	24 V= / 1.2 A
Flashing light	24 V	24 V	230 V	230 V e 24 V	24 V
Gate open warning light (warns the user if gate is not fully closed)	analogue	analogue	from limit switch and analogue	from limit switch and analogue	analogue
Courtesy light			 (with 1 motor only)	 (with 1 motor only)	24 V
Limit switch provision					
Encoder (to control speed and deceleration)	virtual encoder	virtual encoder			virtual encoder
Force adjustment control	display	display	electronic	transformer	automatic
ODS - Obstruction detection system (causes the gate to stop or reverses operation when an obstruction is detected)					
Speed adjustment	display	display			
Braking / slowdown control (ensures best approach)	display	display			
Operation time adjustment	display	display			
Open control			 (with dip-switch)		
Partly open control			 (with radio only)		
Close control					
Automatic timed close control					
Inching control					
Hold-to-run control					
Stop safety device					
Reverse operation safety device					
Safety Test Facility (for self testing safety devices)					
NIO - Antifreeze system (for maintaining motor efficiency even at very low temperatures)					
Soft start					
Operating temperature	-20°C / +55°C (-35°C / +55°C with NIO enabled)	-20°C / +55°C (-35°C / +55°C with NIO enabled)	-20°C / +55°C	-20°C / +55°C (-35°C / +55°C with NIO enabled)	-20°C / +55°C (-35°C / +55°C with NIO enabled)
Protection rating	IP 55	IP 55	IP 55	IP 55	IP 55
Product dimensions (mm)	187x261x105	187x261x105	187x261x105	187x261x105	238x357x120


Accessories

The wide range of DITEC accessories offers access system fitted with several types of control and monitoring devices.



GOL 4 transmitters

Featuring four channels and fixed code and cloning option, or rolling code. Certified and compliant with current standards. Transmitter mountings: smartly designed, they can be fitted on any type of surface: from the car dashboard to a wall in the garage or in the house. The remote control can be stored in its practical housing and is always ready for use.



Xel 2 and Lab 3 infrared sensors

These sensors allow the automation to be operated with the highest levels of safety. Can be mounted directly on a wall or on its own mounting. Modulated infrared beam. The sensors are also suitable for applications where space is at a premium.



Xel 5 key operated selector switch

Fitted with a tamper proof or vandal resistant device. Can be mounted directly on a wall or on its own mounting.




Sof safety edges

These are fitted to all entrance control systems to ensure maximum safety during opening and closing operations.



Lan 4 digital combination systems

With digital vandal resistant combination keyboard. Up to 8 digit PIN number.



Lamp H

24 V flashing light with flashing operation controlled from the control panel.



GOL 4M keyboard operated transmitters, with digital combination

Coded four-channel control. Allows radio controlled motorised gates to be opened by entering a code. Wall mounted.



Lan 7 control system with proximity control

Remotely operated identification system featuring TRANSPONDER technology. Allows identification without the need for a touch-controlled device.

When building the system, only use DITEC accessories and safety devices.

DITEC automations all feature CE marking and are designed and built in compliance with the safety requirements of the Machinery Directive (2006/42/EC), of the Electromagnetic Compatibility Directive (2004/108/EC) and of the Low Voltage Directive (2006/95/EC) and of other Directives, laws, specific standards for special products and situations.

DITEC S.p.A. reserves the right to make changes which may improve the products. DITEC S.p.A. always strives to improve its products. For this reason, the technical details featured in this catalogue are not binding.

The pictures shown in this leaflet were taken with the consent of those concerned or in public locations.

Further information can be found in the Technical Manuals available at the website: www.ditec.it



DITEC S.p.A. Via Mons. Banfi, 3 21042 Caronno P.lla (VA) Italy Tel. +39 02 963911 Fax +39 02 9650314
www.ditec.it ditec@ditecva.com

DITEC BELGIUM LOKEREN Tel. +32 9 3560051 Fax +32 9 3560052 www.ditecbelgium.be **DITEC DEUTSCHLAND** OBERURSEL
Tel. +49 6171 914150 Fax +49 6171 9141555 www.ditec-germany.de **DITEC ESPAÑA S.L.U.** ARENYS DE MAR Tel. +34 937958399
Fax +34 937959026 www.ditecespana.com **DITEC FRANCE** MASSY Tel. +33 1 64532860 Fax +33 1 64532861 www.ditecfrance.com
DITEC GOLD PORTA ERMESINDE-PORTUGAL Tel. +351 22 9773520 Fax +351 22 9773528/38 www.goldporta.com **DITEC SWITZERLAND**
BALERNA Tel. +41 848 558855 Fax +41 91 6466127 www.ditecswiss.ch **DITEC ENTREMATIC NORDIC** LANDSKRONA - SWEDEN
Tel. +46 418 514 00 Fax +46 418 513 55 www.ditecentrematicnordic.com **DITEC TURCHIA** ISTANBUL Tel. +90 21 28757850
Fax +90 21 28757798 www.ditec.com.tr **DITEC AMERICA** ORLANDO-FLORIDA-USA Tel. +1 407 8880699 Fax +1 407 8882237
www.ditecamerica.com **DITEC CHINA** SHANGHAI Tel. +86 21 62363861/2 Fax +86 21 62363863 www.ditec.cn